



phs GREENLEAF
Christmas Brochure 2024





We do Christmas.
You do Business.

Contents

Why phs Greenleaf?	04
Christmas tree rental	05
Traditional Range	06 - 13
Trend Range	14 - 17
Luxury Range	18 - 21
Prostate Cancer UK Bauble	22
Tree Sizing Guide	23
Finishing Touches	24
Our Christmas Tree Range	25
Bespoke + 'Tis the season of senses	26
Gritting services	27
Contact	28





Why phs Greenleaf?

phs Greenleaf has over 25 years of experience in the supply and installation of Christmas trees for commercial businesses across the whole of the UK. Real trees available up to 30ft, nationwide service, various sizes to choose from, matching accessories available, delivery and installation included and expert technicians and design team.



Delivery and collection of Christmas trees is scheduled geographically, helping to minimise the environmental impact of service vehicles.



For every real Christmas tree rented from **phs** Greenleaf, one new tree will be planted. Ensuring Christmas trees are sustainably supplied.



All trees are supplied with LED lights. These lights are highly energy efficient and use less electricity than traditional bulbs.



After Christmas, artificial trees are returned to the **phs** Greenleaf depot, where they are thoroughly cleaned and refurbished for reuse.



phs Greenleaf is undergoing a major sustainability review, focussed on achieving ISO14001 status and encouraging green.



By renting Christmas trees from **phs** Greenleaf, you can help boost the sustainability credentials of your business.

How does rental work?

Christmas is one of the busiest times of year for most businesses. By renting your Christmas tree from **phs** Greenleaf, you'll have one less thing to worry about.

Trees are available in a range of heights and designs, with real and artificial options to choose from.

Rental packages include:



A fully decorated Christmas tree with LED lights



Delivery, installation and post-Christmas pick up



How does Christmas tree rental work?

Renting a Christmas tree is an easy and convenient way to bring the Christmas spirit to your premises.

You won't have to worry about decorating the tree, or where to store it for the rest of the year. Christmas experts from **phs** Greenleaf will do all the work for you.



Step 1:

Choose from one of our show stopping tree designs, or work with an interior designer to create a bespoke tree design.



Step 2:

Add matching accessories to brighten up the whole of your premises.



Step 3:

Your tree will be installed and set-up in your chosen location as part of the rental service.



Step 4:

Once Christmas is over, **phs** Greenleaf technicians will come back to take down and collect your tree.

Traditional Christmas trees

Sophisticated trees designed to give you a sentimental feeling...



Available as real or artificial trees



Traditional Range Sizes
2.1m | 3.0m | 3.6m | 4.6m



Traditional Christmas Tree

Merry Berry



1m tabletop tree



0.6m wreath



Desk Floral



2.7m garland



All trees come with energy efficient LED lights



Enchanted



1m tabletop tree



0.6m wreath



Desk Floral



2.7m garland



All trees come with energy efficient LED lights



Winter Spice



1m tabletop tree



0.6m wreath



Desk Floral



2.7m garland



All trees come with energy efficient LED lights



Traditional Christmas Tree

UPGRADED!

Traditional Gold



1m tabletop tree



0.6m wreath



Desk Floral



2.7m garland



All trees come with energy efficient LED lights



Emerald Eve



1m tabletop tree



0.6m wreath



Desk Floral



2.7m garland



All trees come with energy efficient LED lights



Traditional Christmas Tree

Royal Cracker



1m tabletop tree



0.6m wreath



Desk Floral



2.7m garland



All trees come with energy efficient LED lights



Traditional Red & Gold



1m tabletop tree



0.6m wreath



Desk Floral



2.7m garland



All trees come with energy efficient LED lights



New for 2024!

Trend Christmas trees

The team at Greenleaf work tirelessly throughout the year to develop trendsetting Christmas trees, combining meticulous research, innovative design, and customer feedback to ensure each design embodies the latest styles and festive charm for the upcoming holiday season.



Christmoss TreeTM

Experience the magic of the festive period with the Christmoss Tree by **phs** Greenleaf - a space-saving marvel designed to bring festive joy to any area. The distinctive Christmoss tree is the perfect solution for maximising limited space while still spreading holiday cheer.



The 360 Tree



The Bare Tree



The Single Sided Tree

All trees are available 0.6m (tabletop), 1.8m, 2.1m, 2.4m, 2.7m and 3m.

Trend Christmas Tree

Festive Forage

Our Festive Forage tree is more than just a Christmas decoration - it's the perfect way to show your commitment to sustainability while making an eco-friendly statement. **phs** Greenleaf are dedicated to integrating nature into indoor workspaces, creating a welcoming atmosphere through thoughtful design. Our Festive Forage hybrid tree embodies this ethos by adding greenery to your workplace, promoting sustainability in your festive display, and considering environmental impact with the use of natural, recyclable and re-used decorations.



2.7 garland



All trees come with energy efficient LED lights



Replica tree



Size: 2.1m

Trend Christmas Tree

Deck the Halls

Our Deck the Halls tree, is inspired by the fun and warmth of Christmas Jumper Day. This festive tree features charming knitted decorations, including jumpers, stockings, and baubles, bringing cosy festive cheer to your place of work or business.



2.7 garland



All trees come with energy efficient LED lights



Replica tree



Size: 2.1m

Luxury Christmas trees

Embrace the extravagance of Christmas...



Available as real
or artificial trees



Luxury Range Sizes
2.1m | 3.0m | 3.6m



Frosty Morning



1m tabletop tree



0.6m wreath



Desk Floral



2.7m garland



All trees come with energy efficient LED lights



Luxury Christmas Tree

Champagne Fizz



1m tabletop tree



0.6m wreath



Desk Floral



2.7m garland



All trees come with energy efficient LED lights

Including 2024's colour of the year 'Peach Fuzz'



Candy Cane Forest



1m tabletop tree



0.6m wreath



Desk Floral



2.7m garland



All trees come with energy efficient LED lights



Make this Christmas extra special with the **gift of giving**

At **phs** Greenleaf, we believe in the power of giving, especially during the festive season. This year, we are delighted to introduce our Limited edition **Prostate Cancer UK Bauble**, each priced at just **£10**.



**PROSTATE
CANCER UK**



HELPING MEN LIVE WELL

What sets them apart?

Every single penny from the sale of these baubles will be **channelled directly to Prostate Cancer UK**, the leading men's health charity in the UK, dedicated to combating the most prevalent cancer among men.



Tree Sizing Guide

Our tree sizing guide helps you select the ideal tree to fit your environment, whether it's a small office or a grand lobby. Each size is available in various styles and can be customised with a range of our carefully selected decorations to suit your space. Follow our guide to ensure your tree not only fits your space but also enhances your festive décor.



The perfect finishing touches

Choose from a range of accessories to complement your chosen tree:



Standard Parcels

The Standard parcels are available with all trees



Luxury Parcels













Available on request for additional charge



Wicker Tree Skirt

Only available on the luxury range for 2.1m trees

Our Christmas Tree Range

<p>Traditional Range</p>  <p>Merry Berry</p>	<p>Traditional Range</p>  <p>Enchanted</p>	<p>Traditional Range</p>  <p>Winter Spice</p>	<p>Traditional Range</p>  <p>Traditional Gold</p>	<p>Traditional Range</p>  <p>Emerald Eve</p>	<p>Traditional Range</p>  <p>Royal Cracker</p>
<p>Traditional Range</p>  <p>Traditional Red & Gold</p>	<p>Trend Range</p>  <p>Festive Forage</p>	<p>Trend Range</p>  <p>Deck the Halls</p>	<p>Luxury Range</p>  <p>Frosty Morning</p>	<p>Luxury Range</p>  <p>Champagne Fizz</p>	<p>Luxury Range</p>  <p>Candy Cane Forest</p>

Make a statement with a unique display

Create an inviting atmosphere with a bespoke Christmas tree design.

If your business is looking to create a more personalised display or maybe you would like to match your corporate branding, **phs** Greenleaf can provide you with a bespoke design for both your interior and exterior environments.

As part of our bespoke service, our team will work with you from the initial concept to the installation. The bespoke team at **phs** Greenleaf are committed and qualified, completing each project with precision to guarantee an inspiring and impressive end result.



'Tis the season of senses

Did you know that studies show that smell is intricately linked to memory and emotion? making it the most potent of all the senses.

Harnessing the power of scent, Sensamist brings you the opportunity to create immersive multisensory experiences that resonate with your customers on an emotional level.

Just like your branding or colour scheme, your signature scents can establish familiarity and ensure your customers remember you.

This year, allow Sensamist to craft an ambiance that captures the very essence of Christmas and give your customers an experience they'll cherish.

Transform your space with the Scent-sational Winter Warmer

Elevate your space and create a cosy atmosphere that's reminiscent of classic Christmas scents with the Limited-Edition Winter Warmer fragrance.

Allow your guests to indulge their senses in the harmonious blend of Baked Cinnamon Apples, creamy Vanilla, and rich Brown Sugar, complemented by delicate notes of Nutmeg.





Reactive or Proactive: The Choice is Yours

Our snow clearing service is tailored to meet your specific needs. You can choose between a reactive approach, where you call us in when snow accumulates to 5cm or when snow fall is imminent.

Or opt for our proactive service, which kicks in when the forecast predicts more than 5cm of snow between 6pm and 6am. We'll send our machines to your site at the right time, ensuring you stay ahead of the bad weather.

Stay one step ahead this Winter with our gritting services

Don't let the cold season catch you off guard. Winter weather can turn your premises into a treacherous ice rink, posing a significant risk to your employees and visitors.

At **phs** Greenleaf, we understand your commitment to safety and your obligation to fulfil your Duty of Care.

That's why we offer tailored gritting services designed to keep your site safe and free from the threat of slips and falls.



p^hs GREENLEAF

p^hs, Block B, Western Industrial Estate,
Caerphilly, CF83 1XH

 0800 090 2325

 GreenleafEnquiries@p^hs.co.uk

 p^hsgreenleaf.co.uk

Social Media



[p^hs_greenleaf](#)



[p^hs Greenleaf](#)

Scan to Contact us!



The background is a vibrant red color, densely populated with small white dots and larger, stylized white snowflake icons scattered across the entire surface. The snowflakes vary in size and orientation, creating a festive, wintry atmosphere.

**We do Christmas.
You do Business.**